

TERA SOFT

Redefining IT Solutions

TERA SOFTWARE LIMITED

Regd. Office : # 8-2-293/82/A/1107,

Road Number 55, Jubilee Hills,

Hyderabad, Telangana 500033.

Tel : +91-40-2354 7447

E-mail : info@terasoftware.in

www.terasoftware.com

Date: 14th November, 2022

BSE Limited P.J. Towers Dalal Street, Mumbai - 400001	National Stock Exchange of India Limited Exchange Plaza, Bandar Kurla Complex Bandra (E), Mumbai - 400051
Scrip: 533982	Symbol: TERASOFT

Dear Sir/Madam,

Sub: Revised - Outcome of Board Meeting

Ref: Previous Corporate Announcement submitted on 12-Nov-2022 04:07:24 PM and as per your email dated 14-Nov-2022 at 3:40 PM.

With reference to the above cited subject and in continuation of our corporate announcement submitted as previously as stated above, we hereby submitting the revised out come with Board Meeting concluded time for your consideration:

Board Meeting Started at 12:00 Noon and concluded at 16:00 p.m.

The Board of Directors at its meeting held today, i.e. Saturday, 12th November, 2022 approved the following business items:

1. Considered and approved the Un - Audited Standalone Financial Results of the Company for the Quarter and Half-Year ended 30th September, 2022 alongwith Limited Review Report, Statement of Asset and Liabilities, Cash Flow Statement.
2. Intimation of resignation of the Independent Director Sri T. Sivarama Prasad (DIN: 06405913) w.e.f. 11th November, 2022.

In terms of Regulation 33 of SEBI (Listing Obligations and Disclosure Requirements) Regulations, 2015, a copy of the said Results and Limited Review Report issued by M/s. Narven Associates, Chartered Accountants, is enclosed herewith.

Kindly take the above information on your record.

Yours faithfully,

For TERA SOFTWARE LIMITED

CH. MALLIKARJUNA

Company Secretary & Compliance Officer

Mem. No. A47545





TERA SOFT

Redefining IT Solutions

TERA SOFTWARE LIMITED

Regd. Office : # 8-2-293/82/A/1107,

Road Number 55, Jubilee Hills,

Hyderabad, Telangana 500033.

Tel : +91-40-2354 7447

E-mail : info@terasoftware.in

www.terasoftware.com

Date: 12th November, 2022

BSE Limited P.J. Towers Dalal Street, Mumbai - 400001	National Stock Exchange of India Limited Exchange Plaza, Bandar Kurla Complex Bandra (E), Mumbai - 400051
Scrip: 533982	Symbol: TERASOFT

Dear Sir/Madam,

Sub: Outcome of Board Meeting

The Board of Directors at its meeting held today, i.e. Saturday, 12th November, 2022 approved the following business items:


1. Considered and approved the Un - Audited Standalone Financial Results of the Company for the Quarter and Half-Year ended 30th September, 2022 alongwith Limited Review Report, Statement of Asset and Liabilities, Cash Flow Statement.
2. Intimation of resignation of the Independent Director Sri T. Sivarama Prasad w.e.f. 11th November, 2022.

In terms of Regulation 33 of SEBI (Listing Obligations and Disclosure Requirements) Regulations, 2015, a copy of the said Results and Limited Review Report issued by M/s. Narven Associates, Chartered Accountants, is enclosed herewith.

Kindly take the above information on your record.

Yours faithfully,

For TERA SOFTWARE LIMITED


CH. MALLIKARJUNA

Company Secretary & Compliance Officer

Mem. No. A47545



TERA SOFTWARE LIMITED
CIN L72200TG1994PLC018391

#8-2-293/82/A/1107, Plot no 1107, Road no 55, Jubilee Hills, Hyderabad-33.

STATEMENT OF STANDALONE UN-AUDITED FINANCIAL RESULTS FOR THE QUARTER AND HALF YEAR ENDED 30TH SEPTEMBER, 2022

PARTICULARS	(Rupees in lakhs)					
	Quarter Ended			Half Year Ended		Year Ended
	30.09.2022	30.06.2022	30.09.2021	30.09.2022	30.09.2021	31.03.2022
	Unaudited	Unaudited	Unaudited	Unaudited	Unaudited	Audited
1. Income from Operations						
(a) Net Sales /Income from operations (net of excise duty)	2,648.49	2,816.74	2,705.67	5,465.23	5,095.70	12,633.00
(b) Other operating Income	-	0.51	-	0.51	72.80	81.25
Total Income from Operations (net)	2,648.49	2,817.25	2,705.67	5,465.74	5,168.50	12,714.25
2. Expenses						
Purchases	-	-	-	-	-	-
Changes in inventories of finished goods, work-in-progress and stock in trade	-	41.53	-	41.53	-	-
Technical & Operation expense	2,045.69	2,218.89	2,138.64	4,264.57	4,036.87	10,172.59
Employee benefit expense	440.17	424.94	310.14	865.11	627.80	1,442.63
Depreciation & amortisation expense	6.06	6.02	14.18	12.08	28.37	47.86
Other Expenses	133.89	32.92	168.92	166.82	241.16	347.43
Total Expenses	2,625.81	2,724.30	2,631.88	5,350.11	4,934.20	12,010.51
3. Profit/(Loss) from operations before other income, finance costs and Exceptional Items (1-2)	22.68	92.95	73.79	115.63	234.30	703.74
4. Other Income	84.36	82.04	86.85	166.40	162.53	318.47
5. Profit/(Loss) from ordinary activities before finance costs but before Exceptional Items (3+/-4)	107.04	174.99	160.64	282.03	396.83	1,022.21
6. Finance costs	175.77	217.40	266.59	393.17	578.07	1,104.52
7. Profit/(Loss) from ordinary activities after finance costs but before Exceptional Items (5+/-6)	(68.73)	(42.41)	(105.95)	(111.14)	(181.24)	(82.31)
8. Exceptional Items						
9. Profit/(Loss) from ordinary activities before tax (7+/-8)	(68.73)	(42.41)	(105.95)	(111.14)	(181.24)	(82.31)
10. Tax expense						
1) Current Tax	-	-	12.69	-	13.43	51.54
2) Tax Expenses relating to Earlier years	-	-	-	-	-	-
3) Deferred Tax	4.35	16.96	(11.05)	21.31	(16.60)	(3.70)
11. Profit/(Loss) from ordinary activities after tax (9+/-10)	(73.08)	(59.37)	(107.59)	(132.45)	(178.07)	(130.15)
12. Extraordinary items (net of tax Rs expense Lakhs)						
13. Net Profit/(Loss) before Other comprehensive income (11+/-12)	(73.08)	(59.37)	(107.59)	(132.45)	(178.07)	(130.15)
14. Other Comprehensive Income						
Add: (i) Items that will be reclassified to profit or loss	-	-	-	-	-	5.40
Less: (ii) Income Tax relating to items that will be reclassified to profit or loss	-	-	-	-	-	1.36
13. Net Profit/(Loss) for the period (13'-14)	(73.08)	(59.37)	(107.59)	(132.45)	(178.07)	(126.11)
14. Paid up Equity Share Capital (Face Value Rs 10/-)	1,251.19	1,251.19	1,251.19	1,251.19	1,251.19	1,251.19
Reserves (excluding Revaluation Reserve as per the Balance Sheet of previous accounting year)	9,348.06	9,421.14	9,435.67	9,348.06	9,435.67	9,487.63
Earning Per equity share (for continuing operations):						
(1) Basic	(0.58)	(0.47)	(0.86)	(1.06)	(1.42)	(1.04)
(2) Diluted	(0.58)	(0.47)	(0.86)	(1.06)	(1.42)	(1.04)
Earning Per equity share (for discontinued & Continuing operations):						
(1) Basic	(0.58)	(0.47)	(0.86)	(1.06)	(1.42)	(1.04)
(2) Diluted	(0.58)	(0.47)	(0.86)	(1.06)	(1.42)	(1.04)

(Handwritten signature)



For Tera Software Limited

(Handwritten signature)
Chairman and Managing Director

TERA SOFTWARE LIMITED
CIN L72200TG1994PLC018391
#8-2-293/82/A/1107, Plot no 1107, Road no 55, Jubilee Hills, Hyderabad-33.
SEGMENT WISE REVENUE AND RESULTS
(Rupees in Lakhs)

PARTICULARS	Quarter Ended			Half Year Ended		Year Ended
	30.09.2022	30.06.2022	30.09.2021	30.09.2022	30.09.2021	31.03.2022
	Unaudited	Unaudited	Unaudited	Unaudited	Unaudited	Audited
1. Segment Revenue						
a) Integrated Solutions Division	-	-	-	-	-	-
b) Technical Division	1,440.74	1,411.50	287.59	2,852.24	589.09	2,990.21
c) Projects Division	1,207.75	1,405.75	2,418.08	2,613.50	4,579.41	9,724.04
Net sales/Income from operations	2,648.49	2,817.25	2,705.67	5,465.74	5,168.50	12,714.25
2. Segment Results (Profit / (Loss) before Tax and Interest from each Segment]						
a) Integrated Solutions Division	(23.63)	(69.92)	-	(93.55)	(5.87)	(20.84)
b) Technical Division	157.25	155.06	38.56	312.31	66.21	314.58
c) Projects Division	110.27	126.93	277.41	237.19	587.19	1,083.52
Total	243.89	212.07	315.97	455.95	647.53	1,377.26
Less: i) Interest Expenses	175.77	217.40	266.59	393.17	578.07	1,104.52
ii) Un-allocable expenditure (Net)	133.16	119.12	242.18	252.27	413.23	673.52
Add: Interest and Other Income	84.36	82.04	86.85	166.40	162.53	318.47
Total Profit/(Loss) Before Tax	19.32	(42.41)	(105.95)	(23.09)	(181.24)	(82.31)
Segment Assets						
Integrated Solutions Division	555.50	553.42	622.19	555.50	622.19	555.50
Technical Division	1,430.26	1,375.89	309.56	1,430.26	309.56	1,430.26
Projects Division	18,040.90	19,674.23	22,490.89	18,040.90	22,490.89	18,040.90
Unallocable	5,120.15	5,284.34	5,077.61	5,120.15	5,077.61	5,120.15
Total	25,146.81	26,887.88	28,500.25	25,146.81	28,500.25	25,146.81
Segment Liabilities						
Integrated Solutions Division	884.61	856.47	804.86	884.61	804.86	884.61
Technical Division	1,109.35	904.42	563.50	1,109.35	563.50	1,109.35
Projects Division	5,777.72	6,618.22	8,295.56	5,777.72	8,295.56	5,777.72
Unallocable	17,375.13	18,508.77	18,836.33	17,375.13	18,836.33	17,375.13
Total	25,146.81	26,887.88	28,500.25	25,146.81	28,500.25	25,146.81
(Segment Assets - Liabilities)						
Integrated Solutions Division	(329.11)	(303.05)	(182.67)	(329.11)	(182.67)	(329.11)
Technical Division	320.91	471.47	(253.94)	320.91	(253.94)	320.91
Projects Division	12,263.18	13,056.01	14,195.33	12,263.18	14,195.33	12,263.18
Unallocable	(12,254.98)	(13,224.43)	(13,758.72)	(12,254.98)	(13,758.72)	(12,254.98)
Total	-	-	-	-	-	-

(Handwritten signature)



For Tera Software Limited

(Handwritten signature)
Chairman and Managing Director

STATEMENT OF ASSETS AND LIABILITIES

(Rupees in Lakhs)

Particulars	Audited		Audited	
	30TH SEPTEMBER 2022		31st March 2022	
I. ASSETS				
1. Non-current assets				
(i) Property, Plant & Equipment	2,993.21		3,004.60	
(ii) Financial Assets				
(a) Other financial assets	247.45		242.24	
(iii) Other non current assets	432.65		462.67	
(iv) Deferred tax Asset (net)	313.65	3,986.96	334.96	4,044.47
2. Current assets				
(i) Inventories	232.46		273.99	
(ii) Financial Assets				
(a) Trade receivables	17,929.28		18,349.68	
(b) Cash and Cash Equivalents	801.23		1,004.11	
(c) Other financial assets	597.42		1,770.45	
(iii) Other current assets	1,895.76	21,456.15	1,989.44	23,387.67
		25,443.11		27,432.14
II EQUITY AND LIABILITIES				
A Equity				
(a) Equity Share Capital	1,251.19		1,251.19	
(b) Other Equity	9,348.06	10,599.25	9,487.63	10,738.82
B Liabilities				
1. Non-current liabilities				
(i) Financial liabilities				
(a) Borrowings	459.11		436.83	
(ii) Provisions	191.82	650.93	184.55	621.38
2. Current liabilities				
(i) Financial liabilities				
(a) Borrowings	3,945.66		5,617.34	
(b) Trade payables				
Total Outstanding dues to Micro enterprises and small enterprises	174.85		271.31	
Total Outstanding dues to creditors other than Micro enterprises and small	6,980.60		7,849.10	
(c) Other financial liabilities	1,912.71		1,203.32	
(ii) Other current liabilities	1,113.11		1,064.87	
(iii) Provisions	66.00	14,192.93	66.00	16,071.94
		25,443.11		27,432.14

Notes:



The above financial results for the quarter ended 30th September, 2022 have been reviewed by the Audit Committee and were approved by the Board of Directors of the Company at the meeting held on 12th November 2022

This statement is as per regulation 33 of the SEBI (Listing obligations and disclosure Requirements) Regulations, 2015. These financials results of the Company were prepared in accordance with the Indian Accounting Standards prescribed under section 133 of the Companies Act, 2013 ("the act") read with relevant rules issued there under ("Ind AS") and other accounting principles generally accepted in India and guidelines issued by the Securities and Exchange Board of India ("SEBI").

Bank guarantee invoked by "Andhra Pradesh State Fibernet limited" of Rs.4.28 Crores. The said action was challenged by the company before the division bench of Andhra Pradesh High Court, Amaravathi, which is pending. Based on the legal opinion given by the counsel, the company has not made any provision in its books of accounts.

Corresponding quarter/Year figures have been re-grouped /re-classified wherever necessary to confirm to the classification of the current period.

Place: Hyderabad
Date : 12-11-2022

For Tera Software Limited

T. Gopichand

Chairman & Managing Director


DIN : 00107886


TERA SOFTWARE LIMITED
CASH FLOW STATEMENT FOR THE HALF YEAR ENDED 30.09.2022

Rupees in Lakhs

Particulars	Half Year Ended	Year Ended
	30.09.2022	31.03.2022
A. Cash flow from operating activities		
Net Profit / (Loss) before tax as per Profit & Loss Statement	(111.14)	(82.31)
Adjustments for:		
Depreciation and amortisation	12.08	47.86
Sundry Credit Balances Written Back	-	-
Interest Income	(21.74)	(53.67)
Bad Debts Written Off	-	-
Finance Cost	(393.17)	(1,104.52)
Sundry Balances Written back	-	-
Interest on MSME		
Changes in Assets and Liabilities		
Trade receivables	420.40	1,367.21
Other Financial Assets and Other Assets	1,167.82	952.89
Other Non Current Assets	30.02	176.28
Other Current Assets	93.68	(503.07)
Inventories	41.53	-
Trade Payables	(964.96)	(2,509.56)
Long Term Provisions	7.27	(21.13)
Other Current Liabilities	41.12	(140.16)
Short Term Provisions		(8.76)
Other Financial Liabilities	709.39	(199.07)
Cash generated from operations	1,032.30	(2,078.01)
Income tax paid	-	(46.14)
Net cash flow from operating activities (A)	1,032.30	(2,124.15)
B. Cash flow from investing activities		
Property, Plant & Equipment	(0.69)	-
Interest Income	21.74	53.67
Net cash flow from Investing activities (B)	21.05	53.67
C. Cash flow from financing activities		
Short Term Borrowings(Net)	(1,671.68)	506.29
Long Term Borrowings	22.28	86.42
Interest Paid	393.17	1,104.52
Net cash flow from Financing activities (C)	(1,256.23)	1,697.23
Net increase in Cash and cash equivalents (A+B+C)	(202.88)	(373.25)
Opening balance of Cash and cash equivalents	1,004.11	1,377.36
Closing balance of Cash and cash equivalents	801.23	1,004.11
Components of Cash and Cash Equivalents		
Cash and cheques on Hand	10.61	10.91
Balances with Banks		
-On Current Accounts	12.65	8.30
-On Deposit Accounts	777.97	984.90
Cash and cash Equivalent as per Note 7	801.23	1,004.11

For Tera Software Limited





T. GOPICHAND

Chairman & Managing Director
DIN: 00107886

Place: Hyderabad
Date : 12th Nov 2022



LIMITED REVIEW REPORT

Limited Review Report on Unaudited Quarterly Financial Results Under Regulation 33 of the SEBI (Listing Obligations and Disclosure Requirements) Regulations, 2015.

To the Board of Directors of Tera Software Limited

We have reviewed the accompanying statement of unaudited standalone financial results of M/s. TERA SOFTWARE LIMITED, for the Quarter ended 30th September 2022 and year to date results for the period 01 April 2022 to 30th September 2022, being submitted by the Company pursuant to the requirements of regulation 33 of the SEBI (Listing Obligations and Disclosure Requirements) Regulation, 2015 (as amended) including relevant circulars issued by the SEBI from time to time.

This Statement, which is the responsibility of the Company's Management and approved by the Board of Directors, has been prepared in accordance with the recognition and measurement principles laid down in Indian Accounting Standard 34, Interim Financial reporting ('Ind AS 34'), prescribed under Section 133 of the Companies Act, 2013 ('the Act'), and other accounting principles generally accepted in India. Our responsibility is to express a conclusion on the Statement based on our review.

We conducted our review of the Statement in accordance with the Standard on Review Engagement (SRE) 2410, Review of Interim Financial Information performed by the Independent Auditor of the Entity, issued by the Institute of Chartered Accountants of India. A review of interim financial information consists of making inquiries, primarily of persons responsible for financial and accounting matters, and applying analytical and other review procedures. A review is substantially less in scope than an audit conducted in accordance with the Standards on Auditing specified under section 143(10) of the Act, and consequently, does not enable us to obtain assurance that we would become aware of all significant matters that might be identified in an audit. Accordingly, we do not express an audit opinion.






Based on our review conducted as above, nothing has come to our attention that causes us to believe that the accompanying Statement, prepared in accordance with the recognition and measurement principles laid down in Ind AS 34, prescribed under Section 133 of the Act, and other accounting principles generally accepted in India, has not disclosed the information required to be disclosed in terms of Regulation 33 of the SEBI (Listing Obligations and Disclosure Requirements) Regulations, 2015 (as amended) including the manner in which it is to be disclosed, or that it contains any material misstatement.

Place: Hyderabad
Date: 12.11.2022

for Narven Associates
Chartered Accountants
FRN:005905S



G.V.Ramana
Partner

M.no.025995

UDIN: 22025995BCXRG04392