

**TERA SOFTWARE LIMITED**  
CIN L72200TG1994PLC018391

#8-2-293/82/A/1107, Plot no 1107, Road no 55, Jubilee Hills, Hyderabad-33.

**STATEMENT OF FINANCIAL RESULTS FOR THE QUARTER ENDED/ YEAR TO DATE 31ST DECEMBER 2017**

(Rupees in Lakhs)

Sl. No.	PARTICULARS	Quarter ended	Preceding Quarter ended	Corresponding 3 Months ended in the previous year	Year to date figures for current year ended	Year to date figures for the previous year ended	Figures for the previous year ended
		31.12.2017	30.09.2017	31.12.2016	31.12.2017	31.12.2016	31.03.2017
		Unaudited	Unaudited	Unaudited	Unaudited	Unaudited	Audited
II	Revenue from operations	4,297.29	2,599.41	4,990.28	10,234.44	23,564.30	27,063.71
II	Other Income	60.19	68.60	63.09	192.97	215.69	607.01
III	<b>Total Income (I+II)</b>	<b>4,357.48</b>	<b>2,668.01</b>	<b>5,053.37</b>	<b>10,427.41</b>	<b>23,779.99</b>	<b>27,670.72</b>
IV	<b>Expenses</b>						
	<b>Cost of Materials consumed</b>						
	Purchases of Stock-in-Trade	2,137.73	1,280.86	2,853.61	5,154.50	14,895.18	16,404.91
	Changes in inventories of finished goods	(67.81)	(137.45)	(179.33)	(236.07)	229.41	197.15
	Work-in-progress and Stock-in-Trade	-	-	-	-	-	-
	Excise Duty & Taxes	787.17	247.77	409.07	1,360.34	1,718.02	2,055.91
	Employee benefit expense	602.04	663.18	682.49	1,949.85	2,001.99	2,726.37
	Finance costs	177.58	207.06	154.34	571.15	454.27	658.21
	Depreciation & amortisation expense	63.51	62.54	61.57	190.74	174.67	236.13
	Other Expenses	636.81	327.36	763.26	1,388.07	2,641.18	3,711.23
	<b>Total expenses (IV)</b>	<b>4,337.03</b>	<b>2,651.32</b>	<b>4,745.01</b>	<b>10,378.58</b>	<b>22,114.72</b>	<b>25,989.91</b>
V	<b>Profit/(Loss) before Exceptional Items and Tax (I-IV)</b>	<b>20.45</b>	<b>16.69</b>	<b>308.36</b>	<b>48.83</b>	<b>1,665.27</b>	<b>1,680.81</b>
VI	Exceptional Items	-	-	-	-	-	-
VII	<b>Profit/(Loss) before Tax (V-VII)</b>	<b>20.45</b>	<b>16.69</b>	<b>308.36</b>	<b>48.83</b>	<b>1,665.27</b>	<b>1,680.81</b>
VIII	<b>Tax expense</b>						
	1) Current Tax	23.80	(0.92)	105.31	34.42	610.46	637.87
	2) Tax Expenses relating to Earlier years	(12.00)	-	-	(12.00)	(4.87)	(4.87)
	3) Deferred Tax	(16.32)	7.38	(9.50)	(16.56)	(34.16)	(29.65)
IX	<b>Profit/Loss for the period from continuing operations (VII+VIII)</b>	<b>24.97</b>	<b>10.23</b>	<b>212.55</b>	<b>42.97</b>	<b>1,093.84</b>	<b>1,077.46</b>
X	Profit/(Loss) from discontinuing operations	-	-	-	-	-	-
XI	Tax expense of discontinuing operations	-	-	-	-	-	-
XII	<b>Profit/(Loss) from discontinuing operations (after tax) (X-XI)</b>	<b>-</b>	<b>-</b>	<b>-</b>	<b>-</b>	<b>-</b>	<b>-</b>
XIII	<b>Profit/(Loss) for the period (IX-XII)</b>	<b>24.97</b>	<b>10.23</b>	<b>212.55</b>	<b>42.97</b>	<b>1,093.84</b>	<b>1,077.46</b>
XIV	<b>Other Comprehensive Income</b>						
	<b>A (i) Items that will not be reclassified to profit or loss</b>						
	<b>(ii) Income Tax relating to items that will not be reclassified to profit or loss</b>						
	<b>B (i) Items that will be reclassified to profit or loss</b>						
	<b>(ii) Income Tax relating to items that will be reclassified to profit or loss</b>						
XV	<b>Total Comprehensive Income for the period (XIII+XIV) (comprising Profit (Loss) and Other comprehensive Income for the period</b>	<b>24.97</b>	<b>10.23</b>	<b>212.55</b>	<b>42.97</b>	<b>1,093.84</b>	<b>1,077.46</b>
XVI	<b>Earning Per equity share (for continuing operations):</b>						
	(1) Basic	0.20	0.08	1.70	0.34	8.74	8.61
	(2) Diluted	0.20	0.08	1.70	0.34	8.74	8.61
XVII	<b>Earning Per equity share (for discontinued operations):</b>						
	(1) Basic						
	(2) Diluted						
XVIII	<b>Earning Per equity share (for discontinued &amp; Continuing operations):</b>						
	(1) Basic	0.20	0.08	1.70	0.34	8.74	8.61
	(2) Diluted	0.20	0.08	1.70	0.34	8.74	8.61

For TERA SOFTWARE LIMITED

*Ch. Vijay Bhaskar*  
Chief Financial Officer

For Tera Software Limited

*Blau*  
VC and Managing Director

**TERA SOFTWARE LTD.**  
**CIN L72200TG1994PLC018391**  
**#8-2-293/82/A/1107, Plot no 1107, Road no 55, Jubilee Hills, Hyderabad-33.**  
**SEGMENT WISE REVENUE, RESULTS AND ASSETS & LIABILITIES**

(Rupees in Lakhs)

Sl. No.	PARTICULARS	Quarter ended	Preceding Quarter ended	Corresponding 3 Months ended in the previous year	Year to date figures for current year ended	Year to date figures for the previous year ended	Figures for the previous year ended
		31.12.2017	30.09.2017	31.12.2016	31.12.2017	31.12.2016	31.03.2017
		Unaudited	Unaudited	Unaudited	Unaudited	Unaudited	Audited
1	<b>Segment Revenue</b>						
	a) Integrated Solutions Division	2,314.76	1,098.63	182.79	4,308.89	228.76	464.40
	b) Technical Division	735.24	782.53	826.30	2,354.02	2,418.30	3,293.72
	c) Projects Division	1,247.29	718.25	3,981.19	3,571.53	20,917.24	23,305.59
	<b>Net sales/Income from operations</b>	<b>4,297.29</b>	<b>2,599.41</b>	<b>4,990.28</b>	<b>10,234.44</b>	<b>23,564.30</b>	<b>27,063.71</b>
2	<b>Segment Results [Profit / (Loss) before Tax and interest from each Segment]</b>						
a.	a) Integrated Solutions Division	286.20	(15.53)	66.64	611.01	(325.15)	(366.19)
	b) Technical Division	65.76	75.83	66.25	221.72	217.62	300.85
	c) Projects Division	(56.20)	218.99	419.79	(3.03)	2,439.28	2,697.43
	<b>Total</b>	<b>295.76</b>	<b>279.29</b>	<b>552.68</b>	<b>829.70</b>	<b>2,331.75</b>	<b>2,632.09</b>
	Less: i) Interest Expenses	177.58	207.06	154.34	571.15	454.27	658.21
	ii) Un-allocable expenditure (Net)	157.92	124.14	153.07	402.69	427.90	900.08
	Add: Interest and Other Income	60.19	68.60	63.09	192.97	215.69	607.01
	<b>Total Profit/(Loss) Before Tax</b>	<b>20.45</b>	<b>16.69</b>	<b>308.36</b>	<b>48.83</b>	<b>1,665.27</b>	<b>1,680.81</b>
	<b>Segment Assets</b>						
	Integrated Solutions Division	1,427.70	1,858.55	1,228.23	1,427.70	1,228.23	1,636.03
	Technical Division	692.82	720.27	666.67	692.82	666.67	840.93
	Projects Division	9,857.68	10,197.88	12,584.49	9,857.68	12,584.49	12,688.76
	Unallocable	4,589.71	4,703.27	5,081.77	4,589.71	5,081.77	4,906.58
	<b>Total</b>	<b>16,567.91</b>	<b>17,479.97</b>	<b>19,561.16</b>	<b>16,567.91</b>	<b>19,561.16</b>	<b>20,072.30</b>
	<b>Segment Liabilities</b>						
	Integrated Solutions Division	476.19	49.26	118.34	476.19	118.34	102.26
	Technical Division	738.90	708.84	1,167.10	738.90	1,167.10	1,011.73
	Projects Division	1,138.17	1,742.28	3,983.83	1,138.17	3,983.83	3,948.82
	Unallocable	14,214.65	14,979.59	14,291.89	14,214.64	14,291.89	15,009.49
	<b>Total</b>	<b>16,567.91</b>	<b>17,479.97</b>	<b>19,561.16</b>	<b>16,567.90</b>	<b>19,561.16</b>	<b>20,072.30</b>

**Notes:**

- 1 Previous period figures have been regrouped / rearranged, wherever considered necessary to make their classification comparable with the current period.
- 2 The above results were reviewed by the Audit Committee and taken on record by the Board of Directors of the Company at their respective meeting held on 13th February 2018.
- 3 The statutory auditors of the Company have carried out the limited review as required under regulation 33 of the SEBI (Listing obligations and disclosure requirements) Regulations, 2015 ("LODR, 2015").
- 4 The financial results of the Company have been prepared in accordance with Indian Accounting Standard (Ind AS) notified under the (Indian Accounting Standard) Rules, 2015 as amended by the Companies (Indian Accounting Standard) (Amendment) Rules, 2016. The Company adopted Indian AS from 1st April, 2017 and accordingly these financial statements (including for the all periods presented in accordance with Ind AS 101-First Time adoption of Indian Accounting Standards) have been prepared in accordance with the reconciliation and measurement principles in Ind AS 34-Interim Financial Reporting, prescribed under Section 133 of the Companies Act, 2013 read with the relevant rules issued thereunder and the other accounting principles generally accepted in India.

For TERA SOFTWARE LIMITED

*Ch. Vijay Bhasker*  
Chief Financial Officer

For Tera Software Limited

*Bandu*  
VC and Managing Director

TERA SOFTWARE LTD.  
CIN L72200TG1994PLC018391

#8-2-293/82/A/1107, Plot no 1107, Road no 55, Jubilee Hills, Hyderabad-33.

5 The format for unaudited financial results as prescribed in SEBI circular CIR/CFD/CMD/75/2015 dated 30 November, 2015 has been modified to Comply with requirements of SEBI circular dated 5th July, 2016, Ind AS and Schedule III of the Companies Act, 2013.


Other comprehensive income	-
Total of Comprehensive Income as per Ind AS	-

6 The reconciliation of net profit or loss reported in accordance with Indian GAAP to total comprehensive income in

Description	Nine Months ended 31st December, 2016
Net Profit (Loss) as per GAAP (Indian GAAP)	1093.26
Add/(Less) adjustments under IND AS	
Deferred Tax Impact	0.58
Profit after tax as per IND AS	1093.84

For and on Behalf of Board of Directors

T. Gopichand  
Vice Chairman & Managing Director  
DIN : 00107886



Place: Hyderabad  
Date : 13th February 2018



# MULLAPUDI & CO., CHARTERED ACCOUNTANTS

# 206, Hanuman Mansion, 8-3-1100/B/206, Sri Nagar Colony, Hyderabad - 500073.

Tel: 040-2374 2536, 94920 63246  
E-mail: mullapudivr@rediffmail.com

## LIMITED REVIEW REPORT


### *Review Report to the Board of Directors of M/s TERA SOFTWARE LIMITED*


We have reviewed the accompanying statement of unaudited financial results of M/s TERA SOFTWARE LIMITED, for the quarter ended 31-12-2017 and the year to date results for the period from 1st April 2017 to 31st December 2017. This statement is the responsibility of the Company's Management and has been approved by the Board of Directors. Our responsibility is to issue a report on these financial statements based on our review.

We conducted our review in accordance with the Standard on Review Engagement (SRE) 2410, Review of Interim Financial Information performed by the Independent Auditor of the Entity, issued by the Institute of Chartered Accountants of India. This standard requires that we plan and perform the review to obtain moderate assurance as to whether the financial statements are free of material misstatement. A review is limited primarily to inquiries of company personnel and analytical procedures applied to financial data and thus provide less assurance than an audit. We have not performed an audit and accordingly, we do not express an audit opinion.

Based on our review conducted as above, nothing has come to our attention that causes us to believe that the accompanying statement of unaudited financial results prepared in accordance with applicable Indian Accounting Standards specified under Section 133 of the Companies Act, 2013 read with SEBI circulars CIR/CFD/CMD/15/2015 dated 30th November 2015 and CIR/CFD/FAC/62/2016 dated 5th July 2016, and other recognized accounting practices and policies has not disclosed the information required to be disclosed in terms of Regulation 33 of the SEBI (Listing Obligations and Disclosure Requirements) Regulations 2015 including the manner in which it is to be disclosed, or that it contains any material misstatement.

For Mullapudi & Co.,  
Chartered Accountants  
FRN: 0067075

  
B. Krishna Sivaram Apparao  
Partner  
M. No: 226476



Place: Hyderabad  
Date: 13.02.2018