

TERA SOFTWARE LIMITED

8-2-293/82/A/1107, Plot No.1107, Road No.55,
Jubilee Hills, Hyderabad - 500 033. A.P. INDIA.

Date: 07th October, 2013

To,

i. Bombay Stock exchange Ltd.
Mumbai.

ii. Bangalore Stock Exchange Ltd.
Bangalore.

Dear Sir,

Sub: Clause 35- Share Holding Pattern for the quarter ended 30.09.2013.

Ref: Scrip Name: Tera Software Limited

Scrip Code: 533982


With reference to the above cited subject, pleased find the enclosed Share Holding Pattern as per clause 35 of the listing agreement for the quarter ended 30.09.2013.

Kindly update the above disclosed information in your records.

Thanking You.

Yours truly,

for TERA SOFTWARE LIMITED



(M. Srilakshmi)
COMPANY SECRETARY



An ISO 9001 : 2008 Certified Company



ISO 9001

Tel : +91-40-2354 7447 / 8, Fax : +91-40-2354 7449, E-mail : info@terasoftware.com Web : www.terasoftware.com

(1)(a) STATEMENT SHOWING SHAREHOLDING PATTERN IN CLAUSE-35

NAME OF THE COMPANY: TERA SOFTWARE LIMITED			
SCRIP CODE:	533982	Name of the Scrip:	
Class of Security:			
QUARTER ENDED:	30/09/2013		
Partly paid-up shares	No. of partly paid-up shares	As a % of total no. of partly paid-up shares	As a % of total no. of shares of the Company.
Held by promoter/promoter group	0	0	0
Held by Public	0	0	0
Total:	0	0	0
Outstanding convertible securities:	No. of outstanding securities	As a % of total no. of outstanding convertible securities.	As a % of total no. of shares of the Company assuming full conversion of the convertible securities
Held by promoter/promoter group	0	0	0
Held by Public	0	0	0
Total:	0	0	0
Warrants:	No. of warrants	As a % of total no. of warrants	As a % of total no. of shares of the Company, assuming full conversion of warrants
Held by promoter/promoter group	0	0	0
Held by Public	0	0	0
Total:	0	0	0
Total paid-up capital of the Company, assuming full conversion of warrants and convertible securities			100.00
	12511875	0	


CATEGORY CODE	CATEGORY OF SHAREHOLDER	NO OF SHAREHOLDERS	TOTAL NUMBER OF SHARES	NO OF SHARES HELD IN DEMATERIALIZED FORM	TOTAL SHAREHOLDING AS A % OF TOTAL NO OF SHARES		SHARES PLEDGE OR OTHERWISE ENCUMBERED	AS a PERCENTAGE of (IX)=(VIII)/(IV)*100
					AS a PERCENTAGE of (A+B) (VI)	As a PERCENTAGE of (A+B+C) (VII)		
(I)	(II) PROMOTER AND PROMOTER GROUP	(III)	(IV)	(V)	(VI)	(VII)	(VIII)	(IX)
(A)	INDIAN							
(1)	Individual /HUF	11	5786184	5786184	46.25	46.25	623700	10.78
(b)	Central Government/State Government(s)	0	0	0	0.00	0.00	0	0.00
(c)	Bodies Corporate	0	0	0	0.00	0.00	0	0.00
(d)	Financial Institutions / Banks	0	0	0	0.00	0.00	0	0.00
(e)	Others	0	0	0	0.00	0.00	0	0.00
	Sub-Total A(1) :	11	5786184	5786184	46.25	46.25	623700	10.78
(2)	FOREIGN							
(a)	Individuals (NRIs/Foreign Individuals)	0	0	0	0.00	0.00	0	0.00
(b)	Bodies Corporate	0	0	0	0.00	0.00	0	0.00
(c)	Institutions	0	0	0	0.00	0.00	0	0.00
(d)	Qualified Foreign Investor	0	0	0	0.00	0.00	0	0.00
(e)	Others	0	0	0	0.00	0.00	0	0.00
	Sub-Total A(2) :	0	0	0	0.00	0.00	0	0.00
	Total A=A(1)+A(2)	11	5786184	5786184	46.25	46.25	623700	10.78
(B)	PUBLIC SHAREHOLDING							
(1)	INSTITUTIONS							
(a)	Mutual Funds /UTI	0	0	0	0.00	0.00		
(b)	Financial Institutions /Banks	0	0	0	0.00	0.00		
(c)	Central Government / State Government(s)	0	0	0	0.00	0.00		
(d)	Venture Capital Funds	0	0	0	0.00	0.00		
(e)	Insurance Companies	0	0	0	0.00	0.00		
(f)	Foreign Institutional Investors	0	0	0	0.00	0.00		
(g)	Foreign Venture Capital Investors	0	0	0	0.00	0.00		
(h)	Qualified Foreign Investor	0	0	0	0.00	0.00		
(i)	Others	0	0	0	0.00	0.00		
	Sub-Total B(1) :	0	0	0	0.00	0.00		
(2)	NON-INSTITUTIONS							
(a)	Bodies Corporate	132	613903	613903	4.91	4.91		
(b)	Individuals							
	(i) Individuals holding nominal share capital upto Rs.1 lakh	5923	2551334	2427332	20.39	20.39		

Company Secretary

CATEGORY CODE	CATEGORY OF SHAREHOLDER	NO OF SHAREHOLDERS (iii)	TOTAL NUMBER OF SHARES (iv)	NO OF SHARES HELD IN DEMATERIALIZED FORM (v)	TOTAL SHAREHOLDING AS A % OF TOTAL NO OF SHARES		SHARES PLEDGE OR OTHERWISE ENCUMBERED	
					AS a PERCENTAGE of (A+B) (vi)	AS a PERCENTAGE of (A+B+C) (vii)	NUMBER OF SHARES (viii)	AS a PERCENTAGE (ix)=(viii)/(iv)*100
(i)	(ii) Individuals holding nominal share capital in excess of Rs.1 lakh	89	3223314	3210814	25.76	25.76		
(c)	Others	97	256422	256422	2.05	2.05		
	NON RESIDENT INDIANS	3	755	755	0.01	0.01		
	CLEARING MEMBERS	2	79963	79963	0.64	0.64		
	TRUSTS	0	0	0	0.00	0.00		
(d)	Qualified Foreign Investor							
	Sub-Total B(2) :	6246	6725691	6589189	53.75	53.75		
	Total B=B(1)+B(2) :	6246	6725691	6589189	53.75	53.75		
	Total (A+B) :	6257	12511875	12375373	100.00	100.00		
(C)	Shares held by custodians, against which Depository Receipts have been issued							
(1)	Promoter and Promoter Group	0	0	0	0.00	0.00		
(2)	Public							
	GRAND TOTAL (A+B+C) :	6257	12511875	12375373	100.00	0.00	623700	4.98

For Terra Software Limited

Company Secretary




(i)/(b) Sr.No	Statement showing holding of securities (including shares, warrants, convertible securities) of persons belonging to the category "Promoter and Promoter Group"	Details of Shares held		Encumbered shares (*)		Details of Warrants		Details of convertible securities		Total Shares (including underlying shares assuming full conversion of warrants and convertible securities) as a % of diluted share capital	
(i)	(ii)	(iii) No. of Shares held	(iv) As a % of grand total (A)+(B)+(C)	(v) Pledge Shares	(vi)=(v)/(iii)*100	(vii) AS a % of grand total (A) + (B) + (C) of sub-clause (i)(a)	(viii) Number of warrants held	(ix) As a % total number of warrants of the same class	(x) Number of convertible securities held	(xi) As a % total number of convertible securities of the same class	(xii)
1	TUMMALA GOPICHAND	1892836	15.13	397000	20.97	3.17	0	0.00	0	0.00	15.13
2	TUMMALA PAVANA DEVI	1174760	9.39	202500	17.24	1.62	0	0.00	0	0.00	9.39
3	TUMMALA GOPI CHAND	970275	7.75	0	0.00	0.00	0	0.00	0	0.00	7.75
4	PAVANA DEVI TUMMALA	788164	6.30	0	0.00	0.00	0	0.00	0	0.00	6.30
5	N SRI DURGA	226537	1.81	0	0.00	0.00	0	0.00	0	0.00	1.81
6	TUMMALA .GOPICHAND	188625	1.51	0	0.00	0.00	0	0.00	0	0.00	1.51
7	TUMMALA BAPAAH CHOUNDARY	150000	1.20	15000	10.00	0.12	0	0.00	0	0.00	1.20
8	T SEETHARAMAMMA	136875	1.09	0	0.00	0.00	0	0.00	0	0.00	1.09
9	RAJA SEK HAR TUMMALA	109554	0.88	0	0.00	0.00	0	0.00	0	0.00	0.88
10	MADHU MITRA TUMMALA	91308	0.73	9200	10.08	0.07	0	0.00	0	0.00	0.73
11	TUMMALA TULASI RANI	57250	0.46	0	0.00	0.00	0	0.00	0	0.00	0.46
	TOTAL :	5786184	46.25	623700	10.78	4.98	0	0.00	0	0.00	46.25

For Tera Software Limited


Company Secretary

(1)(c)(i)	Statement showing holding of securities (including shares, warrants, convertible securities) of persons belonging to the category "Public" and holding more than 1% of the total number of shares									
Sr.No.	Name of the shareholder	Number of shares held	Shares as a percentage of total number of shares {i.e., Grant total (A)+(B)+(C) indicated in Statement at para (1)(a) above}	Details of warrants	Details of convertible securities	Total shares (including underlying shares assuming full conversion of warrants and convertible securities) as a % of diluted share capital)				
				Number of warrants held	As a % total number of warrants of the same class	Number of convertible securities held	% w.r.t total number of convertible securities of the same class			
1	RAJESH DINKAR FOWKAR	443907	3.55	0	0.00	0	0.00			3.55
2	PRADIP S KAMPANI	270713	2.16	0	0.00	0	0.00			2.16
3	RAMESH KUMAR SOMANI	170000	1.36	0	0.00	0	0.00			1.36
4	DR RAMESH CHIMANLAL SHAH	145986	1.17	0	0.00	0	0.00			1.17
5	RAHUL RAVINDRA BHAT	126000	1.01	0	0.00	0	0.00			1.01
	TOTAL :	1156606	9.24	0	0.00	0	0.00			9.24

For Tera Software Limited



Company Secretary

(I)(c)(ii)	Statement showing holding of securities (including shares, warrants, convertible securities) of persons (together with PAC) belonging to the category "Public" and holding more than 5% of the total number of shares of the company							
Sr.No.	Name(s) of the shareholder(s) and the Persons Acting in Concert (PAC) with them	Number of shares held	Shares as a percentage of total number of shares (i.e., Grant total (A)+(B)+(C) indicated in Statement at para (I)(a) above)	Details of warrants		Details of convertible securities		Total shares (including underlying shares assuming full conversion of warrants and convertible securities) as a % of diluted share capital)
				Number of warrants held	As a % total number of warrants of the same class	Number of convertible securities held	% w.r.t total number of convertible securities of the same class	
TOTAL :		0	0	0	0	0	0	0

For Tera Software Limited

 Company Secretary

STATEMENT SHOWING DETAILS OF LOCKED-IN SHARES"			
(I)(d)			
Sr.No.	Name of the shareholder	Number of locked-in shares	Locked-in shares as a (%) percentage of total number of shares {i.e, Grand Total (A)+(B)+(C) Indicated in Statement at para (I)(a) above}
			Promoter/Promoter Group/Public
	TOTAL :	0	0

For Tera Software Limited


Company Secretary

STATEMENT SHOWING DETAILS OF DEPOSITORY RECEIPTS (DRS)			
(ii)(a)			
Sr.No.	Type of outstanding DR (ADRs,GDRs,SDRs,etc.)	Number of outstanding DRS	Number of shares underlying outstanding DRS
			Shares underlying outstanding DRS as a percentage of total number of shares (i.e., Grand Total (A)+(B)+(C) indicated in Statement at Para(i)(a) above)
	TOTAL :	0	0

For Tera Software Limited


Company Secretary

(ii)(b)	Statement showing Holding of Depository Receipts (DRs), where underlying shares held by "Promoter/Promoter group" are in excess of 1% of the total number shares.			
Sr.No.	Name of the DR Holder	Type of outstanding DR (ADRs,GDRs,SDRs, etc.)	Number of shares underlying outstanding DRs	Shares underlying outstanding DRs as a percentage of total number of shares {i.e., Grand Total (A)+(B)+(C) Indicated in Statement at para(i)(a) above}
	TOTAL :		0	0

For Tera 9 Covert Limited

Company Secretary

