



TERA SOFTWARE LIMITED

8-2-293/82/A/1107, Plot No.1107, Road No.55,
Jubilee Hills, Hyderabad - 500 033, TELANGANA, INDIA.

Date: 09.10.2014

To,

i. Bombay Stock exchange Ltd.
Mumbai.

ii. Bangalore Stock Exchange Ltd.
Bangalore.

Dear Sir,

Sub: Clause 35- Share Holding Pattern for the quarter ended 30.09.2014.

Ref: Scrip Name: Tera Software Limited


Scrip Code: 533982

With reference to the above cited subject, pleased find the enclosed Share Holding Pattern as per clause 35 of the listing agreement for the quarter ended 30.09.2014.

Kindly update the above disclosed information in your records.

Thanking You.

Yours truly,
for TERA SOFTWARE LIMITED


(V. Sri Lakshmi)
COMPANY SECRETARY



An ISO 9001 : 2008 Certified Company

CIN-L72200TG1994PLC018391

Tel : +91-40-2354 7447 / 8, Fax : +91-40-2354 7449, E-mail : info@terasoftware.com Web : www.terasoftware.com

(1)(a) STATEMENT SHOWING SHAREHOLDING PATTERN IN CLAUSE-35

NAME OF THE COMPANY: TERA SOFTWARE LIMITED			
SCRIP CODE:	533982	Name of the Scrip:	
Class of Security:			
QUARTER ENDED:	30/09/2014		
Partly paid-up shares	No. of partly paid-up shares	As a % of total no. of partly paid-up shares	As a % of total no. of shares of the Company.
Held by promoter/promoter group	0	0	0
Held by Public	0	0	0
Total:	0	0	0
Outstanding convertible securities:	No. of outstanding securities	As a % of total no. of outstanding convertible securities.	As a % of total no. of shares of the Company assuming full conversion of the convertible securities
Held by promoter/promoter group	0	0	0
Held by Public	0	0	0
Total:	0	0	0
Warrants:	No. of warrants	As a % of total no. of warrants	As a % of total no. of shares of the Company, assuming full conversion of warrants
Held by promoter/promoter group	0	0	0
Held by Public	0	0	0
Total:	0	0	0
Total paid-up capital of the Company, assuming full conversion of warrants and convertible securities	12511875	0	100.00




CATEGORY CODE	CATEGORY OF SHAREHOLDER	NO OF SHAREHOLDERS	TOTAL NUMBER OF SHARES	NO OF SHARES HELD IN DEMATERIALIZED FORM	TOTAL SHAREHOLDING AS A % OF TOTAL NO OF SHARES		SHARES PLEDGE OR OTHERWISE ENCUMBERED	
					AS a PERCENTAGE of (A+B)	As a PERCENTAGE of (A+B+C)	NUMBER OF SHARES	AS a PERCENTAGE
(I)	(II)	(III)	(IV)	(V)	(VI)	(VII)	(VIII)	(IX)=(VIII)/(IV)*100
(A)	PROMOTER AND PROMOTER GROUP							
(1)	INDIAN							
(a)	Individual /HUF							
(b)	Central Government/State Government(s)	11	5824184	5824184	46.55	46.55	623700	10.71
(c)	Bodies Corporate	0	0	0	0.00	0.00	0	0.00
(d)	Financial Institutions / Banks	0	0	0	0.00	0.00	0	0.00
(e)	Others	0	0	0	0.00	0.00	0	0.00
	Sub-Total A(1) :	11	5824184	5824184	46.55	46.55	623700	10.71
(2)	FOREIGN							
(a)	Individuals (NRIs/Foreign Individuals)							
(b)	Bodies Corporate	0	0	0	0.00	0.00	0	0.00
(c)	Institutions	0	0	0	0.00	0.00	0	0.00
(d)	Qualified Foreign Investor	0	0	0	0.00	0.00	0	0.00
(e)	Others	0	0	0	0.00	0.00	0	0.00
	Sub-Total A(2) :	0	0	0	0.00	0.00	0	0.00
	Total A=A(1)+A(2)	11	5824184	5824184	46.55	46.55	623700	10.71
(B)	PUBLIC SHAREHOLDING							
(1)	INSTITUTIONS							
(a)	Mutual Funds /UTI							
(b)	Financial Institutions /Banks	0	0	0	0.00	0.00		
(c)	Central Government / State Government(s)	0	0	0	0.00	0.00		
(d)	Venture Capital Funds	0	0	0	0.00	0.00		
(e)	Insurance Companies	0	0	0	0.00	0.00		
(f)	Foreign Institutional Investors	0	0	0	0.00	0.00		
(g)	Foreign Venture Capital Investors	0	0	0	0.00	0.00		
(h)	Qualified Foreign Investor	0	0	0	0.00	0.00		
(i)	Others	0	0	0	0.00	0.00		
	Sub-Total B(1) :	0	0	0	0.00	0.00		
					0.00	0.00		




WZ

CATEGORY CODE	CATEGORY OF SHAREHOLDER	NO OF SHAREHOLDERS	TOTAL NUMBER OF SHARES	NO OF SHARES HELD IN DEMATERIALIZED FORM	TOTAL SHAREHOLDING AS A % OF TOTAL NO OF SHARES		SHARES PLEDGE OR OTHERWISE ENCUMBERED	
					AS a PERCENTAGE of (A+B)	As a PERCENTAGE of (A+B+C)	NUMBER OF SHARES	AS a PERCENTAGE (IX)=(VIII)/(IV)*100
(I)	(II)	(III)	(IV)	(V)	(VI)	(VII)	(VIII)	(IX)
(2)	NON-INSTITUTIONS							
(a)	Bodies Corporate							
(b)	Individuals	142	823645	823645	6.58	6.58		
	(i) Individuals holding nominal share capital upto Rs.1 lakh							
	(ii) Individuals holding nominal share capital in excess of Rs.1 lakh	5325	2502838	2379296	20.00	20.00		
(c)	Others	90	2998528	2986028	23.97	23.97		
	NON RESIDENT INDIANS							
	CLEARING MEMBERS	52	278485	278485	2.23	2.23		
	TRUSTS	10	4232	4232	0.03	0.03		
(d)	Qualified Foreign Investor	2	79963	79963	0.64	0.64		
		0	0	0	0.00	0.00		
	Sub-Total B(2) :	5621	6687691	6551649	53.45	53.45		
	Total B=B(1)+B(2) :	5621	6687691	6551649	53.45	53.45		
	Total (A+B) :	5632	12511875	12375833	100.00	100.00		
(C)	Shares held by custodians, against which Depository Receipts have been issued							
(1)	Promoter and Promoter Group							
(2)	Public	0	0	0	0.00	0.00		
	GRAND TOTAL (A+B+C) :	5632	12511875	12375833	100.00	0.00	623700	4.98



(I)(b) Statement showing holding of securities (including shares, warrants, convertible securities) of persons belonging to the category "Promoter and Promoter Group"											
Sr.No	Name of the Shareholder	Details of Shares held		Encumbered shares (*)			Details of Warrants		Details of convertible securities		Total Shares (including underlying shares assuming full conversion of warrants and convertible securities) as a % of diluted share capital
		No. of Shares held	As a % of grand total (A)+(B)+(C)	Pledge Shares	AS a percentage	AS a % of grand total (A) + (B) + (C) of sub-clause (I)(a)	Number of warrants held	As a % total number of warrants of the same class	Number of convertible securities held	As a % total number of convertible securities of the same class	
(I)	(II)	(III)	(IV)	(V)	(VI)=(V)/(III)*100	(VII)	(VIII)	(IX)	(X)	(XI)	(XII)
1	TUMMALA GOPICHAND	1892836	15.13	397000	20.97	3.17	0	0.00	0	0.00	15.13
2	TUMMALA PAVANA DEVI	1174760	9.39	202500	17.24	1.62	0	0.00	0	0.00	9.39
3	TUMMALA GOPI CHAND	1008275	8.06	0	0.00	0.00	0	0.00	0	0.00	8.06
4	PAVANA DEVI TUMMALA	788164	6.30	0	0.00	0.00	0	0.00	0	0.00	6.30
5	N SRI DURGA	226537	1.81	0	0.00	0.00	0	0.00	0	0.00	1.81
6	TUMMALA .GOPICHAND	188625	1.51	0	0.00	0.00	0	0.00	0	0.00	1.51
7	TUMMALA BAPAI AH CHAUDARY	150000	1.20	15000	10.00	0.12	0	0.00	0	0.00	1.20
8	T SEETHARAMAMMA	136875	1.09	0	0.00	0.00	0	0.00	0	0.00	1.09
9	RAJA SEKHAR TUMMALA	109554	0.88	0	0.00	0.00	0	0.00	0	0.00	0.88
10	MADHU MITRA TUMMALA	91308	0.73	9200	10.08	0.07	0	0.00	0	0.00	0.73
11	TUMMALA TULASI RANI	57250	0.46	0	0.00	0.00	0	0.00	0	0.00	0.46
	TOTAL :	5824184	46.55	623700	10.71	4.98	0	0.00	0	0.00	46.55



(I)(c)(i) Statement showing holding of securities (including shares, warrants, convertible securities) of persons belonging to the category "Public" and holding more than 1% of the total number of shares								
Sr.No.	Name of the shareholder	Number of shares held	Shares as a percentage of total number of shares (i.e., Grant total (A)+(B)+(C) indicated in Statement at para (I)(a) above)	Details of warrants		Details of convertible securities		Total shares (including underlying shares assuming full conversion of warrants and convertible securities) as a % of diluted share capital)
				Number of warrants held	As a % total number of warrants of the same class	Number of convertible securities held	% w.r.t total number of convertible securities of the same class	
1	RAJESH DINKAR FOWKAR	443907	3.55	0	0.00	0	0.00	3.55
2	PRADIP S KAMPANI	240914	1.93	0	0.00	0	0.00	1.93
3	RAMESH KUMAR SOMANI	158500	1.27	0	0.00	0	0.00	1.27
4	JASMINE JAYANT THAKKAR	140500	1.12	0	0.00	0	0.00	1.12
5	RAHUL RAVINDRA BHAT	126000	1.01	0	0.00	0	0.00	1.01
	TOTAL :	1109821	8.87	0	0.00	0	0.00	8.87



(I)(c)(ii) Statement showing holding of securities (including shares, warrants, convertible securities) of persons (together with PAC) belonging to the category "Public" and holding more than 5% of the total number of shares of the company								
Sr.No.	Name(s) of the shareholder(s) and the Persons Acting in Concert (PAC) with them	Number of shares held	Shares as a percentage of total number of shares (i.e., Grant total (A)+(B)+(C) indicated in Statement at para (I)(a) above}	Details of warrants		Details of convertible securities		Total shares (including underlying shares assuming full conversion of warrants and convertible securities) as a % of diluted share capital)
				Number of warrants held	As a % total number of warrants of the same class	Number of convertible securities held	% w.r.t total number of convertible securities of the same class	
	TOTAL :	0	0	0	0	0	0	0



(I)(d) STATEMENT SHOWING DETAILS OF LOCKED-IN SHARES"				
Sr.No.	Name of the shareholder	Number of locked-in shares	Locked-in shares as a (%) percentage of total number of shares {i.e, Grand Total (A)+(B)+(C) Indicated in Statement at para (I)(a) above}	Promoter/Promoter Group/Public
	TOTAL :	0	0	




Wk

(II)(a) STATEMENT SHOWING DETAILS OF DEPOSITORY RECEIPTS (DRS)				
Sr.No.	Type of outstanding DR (ADRs,GDRs,SDRs,etc.)	Number of outstanding DRs	Number of shares underlying outstanding DRs	Shares underlying outstanding DRs as a percentage of total number of shares {i.e., Grand Total (A)+(B)+(C) indicated in Statement at Para(I)(a) above}
	TOTAL :	0	0	0



(II)(b) Statement showing Holding of Depository Receipts (DRs), where underlying shares held by "Promoter/Promoter group" are in excess of 1% of the total number shares.				
Sr.No.	Name of the DR Holder	Type of outstanding DR (ADRs,GDRs,SDRs, etc.)	Number of shares underlying outstanding DRs	Shares underlying outstanding DRs as a percentage of total number of shares {i.e., Grand Total (A)+(B)+(C) indicated in Statement at para(I)(a) above}
	TOTAL :		0	0



WXL